



greenlux

LED Downlight Catalogue

Contents

Mini Series



GDMIN

Aliance Series



GJALI

Castle Series



GJCAS

Vegas Series

Angel Series

Alta Series

Lunar Series

Latte Series

Diamond Series

Enterprise Series



GUEG



GUANG



GUALT



GDLUN



GDLAT



GDDIA-ROUND



GDDIA-SQUARE



GUENT

Altitude Series

Space Series

Intelligent Series

Corona Series

Alia Series

Sirius Series



GDALT



GDSPA-TRIAD



GDSPA-QUAD



GEINT



GSCOR



GSALI



GUSIR

Jupiter Series 01

Jupiter Series 02

Jupiter Surface Mounted

Jupiter Tilting



GDJUP-SINGLE



GDJUP-TWIN



GDJUP-TRIO



Rubix Series 01

Rubix Series 02

Cusp Series

Crest Series

Crest Gimble

Honour Series

Glow Series



GJRUB-01



GUGUB-02




GKCUS



GUCRE



GDCRE



GUHON

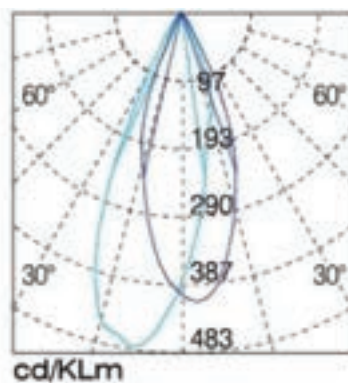


GKGLO

Mini Series LED Pinhole Slot Downlight



- Super Slim Design
- On and Off / Triac Dimmer for option
- High quality Aluminium Alloy Housing with Lens Reflector
- High light output 180~220lm
- High quality COB Chipset
- 30° / 60° / 120° Beam Angle
- CRI >85
- Housing Color options: Matt White/Black
- IP44 Rated
- 3 Years Warranty



H(m)	E(lx)	D(m)
Beam Angle: 32.1°		
1 m	386.06 lx	0.58 m
2 m	96.51 lx	1.15 m
3 m	42.90 lx	1.73 m
4 m	24.13 lx	2.31 m
5 m	15.44 lx	2.89 m

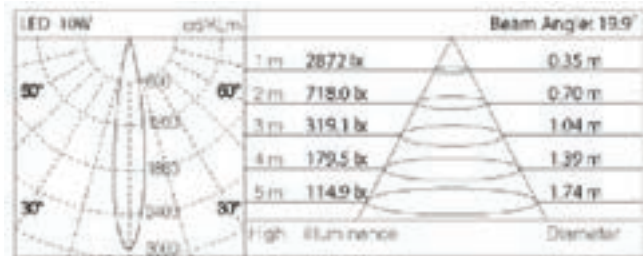
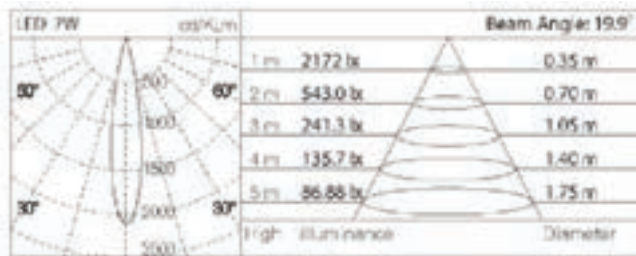
Model#	Dimensions (mm)	Cutout (mm)	Beam Angle	CCT	Lumens (lm)	Wattage	LED	Dimmer (option)
GDMIN-3W-01	Ø46*45	Ø35	30°/60°/120°	2700k ~ 5000k	180	3W	COB	Triac
GDMIN-3W-02	Ø50*27	Ø45	30°/60°/120°	2700k ~ 5000k	220	3W	COB	Triac
GDMIN-3W-03	Ø60*45	Ø48	30°/60°/120°	2700k ~ 5000k	220	3W	COB	Triac

Aliance Series LED Recessed Downlight



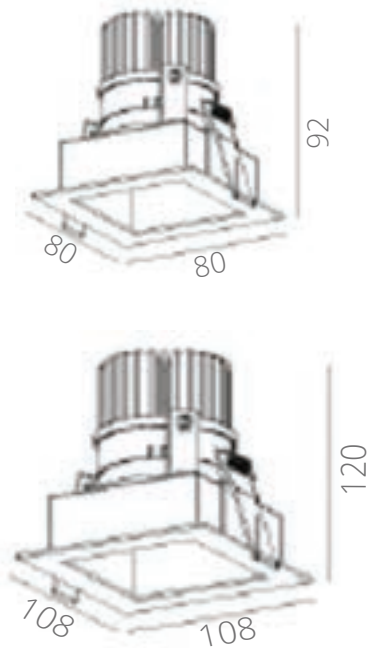
- Super Slim Design
- Triac Dimmer for option
- High quality Aluminium Alloy Housing with Powder Coating
- High light output 95lm/W
- High quality COB Chipset

- 28°/47° Beam Angle
- CRI >90
- Housing Color options: White/Chrome/Black
- IP20 Rated
- 3 Years Warranty



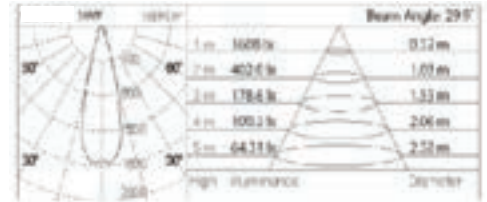
Model#	Dimensions (mm)	Cutout (mm)	Beam Angle	CCT	Lumens (lm)	Wattage	LED	Dimmer (option)
GJALI-21W-R	Ø130*110	Ø120	28°/47°	3000k/4000k/5000k	1995	21W	COB	Triac
GJALI-21W-S	130*130*110	120*120	28°/47°	3000k/4000k/5000k	1995	21W	COB	Triac

Castle Series LED Recessed Downlight



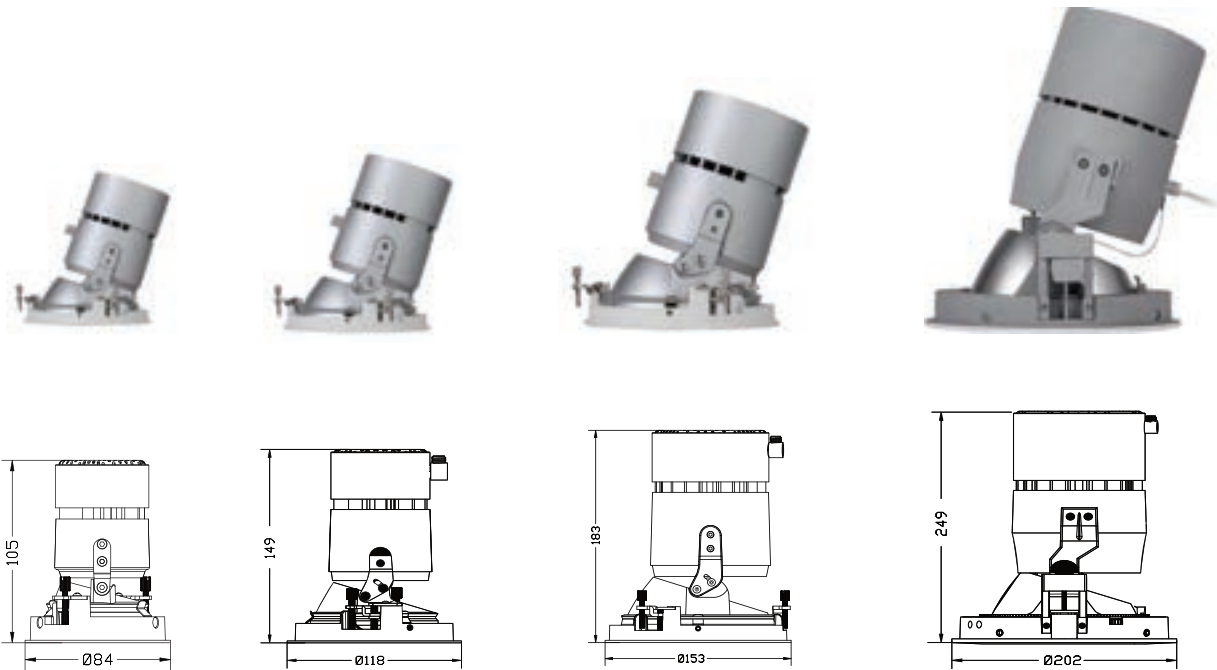
- Replaces traditional recessed lights
- High quality aluminum alloy housing with powder coating
- High lumen output 95lm/W
- High quality COB Chipset
- High quality Class II SAA Driver

- 25° & 36° Beam Angle
- CRI >90
- Housing Color options: White
- IP20 Rated
- 3 Years Warranty

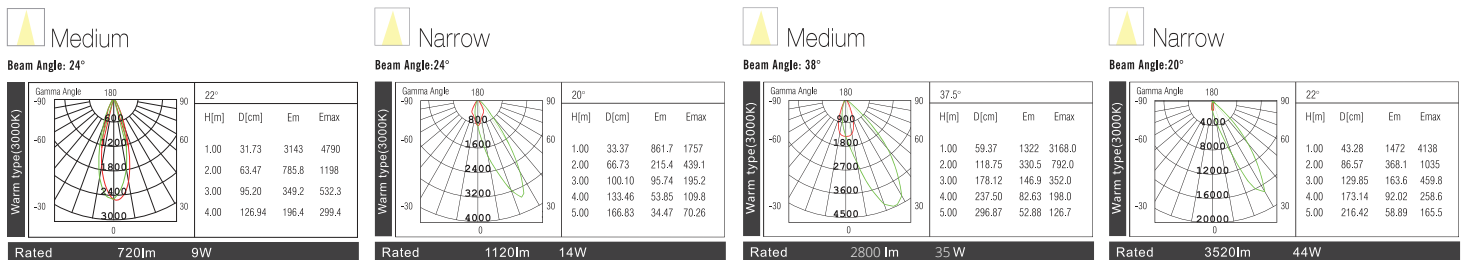


Model#	Dimensions (mm)	Cutout (mm)	Beam Angle	CCT	Lumens	Power	LED
GJCAS-7W	80*80*92	73*73	25&36°	2700-5000k	665	7W	COB
GJCAS-10W	108*108*120	100*100	25&36°	2700-5000k	950	10W	COB

Castle Series LED Adjustable Downlight

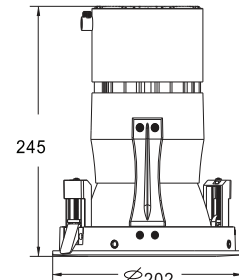
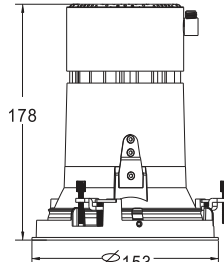
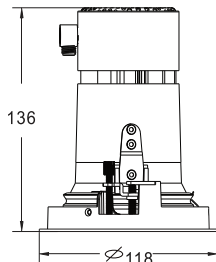
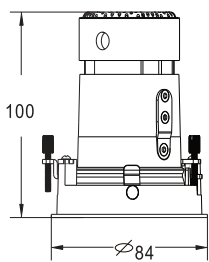


- UGR<19
- High quality Aluminum Alloy Housing
- Double Reflector Control, Clear Lens and Diffused Lens Available
- Super Narrow Trim, 60° Cut-off Angle and Silver Finish
- High Lumen Output
- High Quality COB Chipset
- 24°/38°/55° Beam Angle
- CRI >80 or 90 for Option
- Housing Color options: Silver/Black/White
- IP20 Rated
- 3 Years Warranty



Model#	Dimensions (mm)	Cutout (mm)	Beam Angle	CCT	Lumens	Power	LED
GJCAS-9W-A	Ø84*105	Ø79	24/38/55°	2700-5000k	720	9W	COB
GJCAS-14W-A	Ø118*149	Ø108	24/38/55°	2700-5000k	1120	14W	COB
GJCAS-35W-A	Ø153*183	Ø148	24/38/55°	2700-5000k	2800	35W	COB
GJCAS-44W-A	Ø202*249	Ø190	24/38/55°	2700-5000k	3520	44W	COB

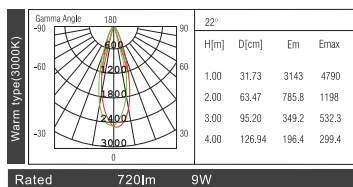
Castle Series LED Fixed Downlight



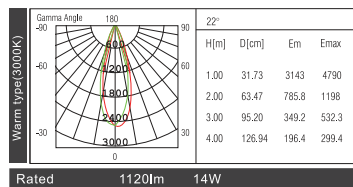
- UGR<19
- High quality Aluminum Alloy Housing
- Double Reflector Control, Clear Lens and Diffused Lens Available
- Super Narrow Trim, 60° Cut-off Angle and Silver Finish
- High Lumen Output
- High Quality COB Chipset

- 18° ~ 55° Beam Angle
- CRI >80 or 90 for Option
- Housing Color options: Silver/Black/White
- IP20 Rated
- 3 Years Warranty

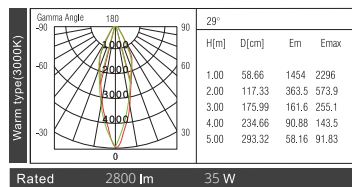
Medium
Beam Angle: 24°



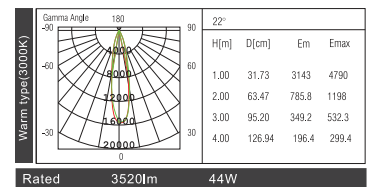
Narrow
Beam Angle: 20°



Medium
Beam Angle: 30°

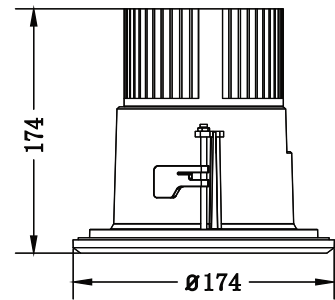
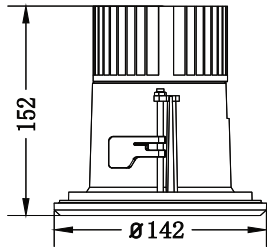


Medium
Beam Angle: 24°



Model#	Dimensions (mm)	Cutout (mm)	Beam Angle	CCT	Lumens	Power	LED
GJCAS-9W-F	Ø84*100	Ø79	24/38/55°	2700-5000k	720	9W	COB
GJCAS-14W-F	Ø118*136	Ø108	20/30/55°	2700-5000k	1120	14W	COB
GJCAS-35W-F	Ø153*178	Ø148	18/30/55°	2700-5000k	2800	35W	COB
GJCAS-44W-F	Ø202*245	Ø190	24/38/55°	2700-5000k	3520	44W	COB

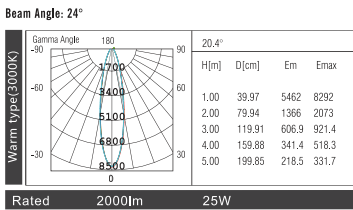
Castle Series LED Downlight IP66



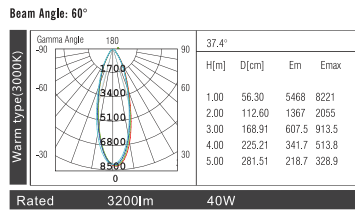
- UGR<19
- High quality Aluminum Alloy Housing
- Double Reflector Control, Clear Lens and Diffused Lens Available
- Super Narrow Trim, 60° Cut-off Angle and Silver Finish
- High Lumen Output
- High Quality COB Chipset

- 22° ~ 60° Beam Angle
- CRI >80 or 90 for Option
- Housing Color options: Silver/Black/White
- IP66 Rated (Waterproof)
- 3 Years Warranty

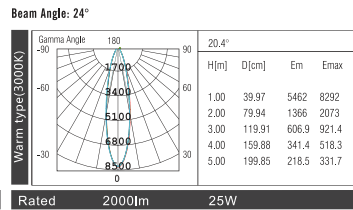
Narrow



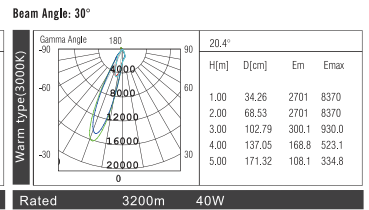
Wide



Narrow



Narrow

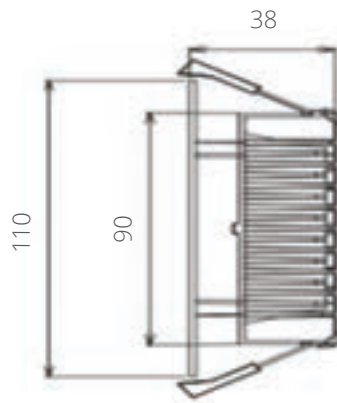
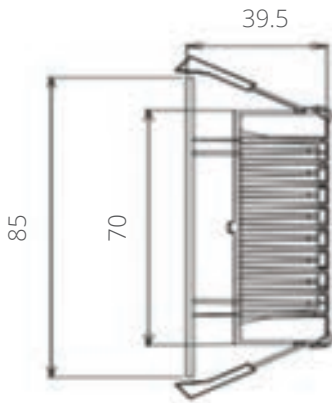


Model#	Dimensions (mm)	Cutout (mm)	Beam Angle	CCT	Lumens	Power	LED
GJCAS-25W-F-IP66	Ø142*152	Ø125	24°	2700-5000k	2000	25W	COB
GJCAS-40W-F-IP66	Ø174*174	Ø155	22/36/60°	2700-5000k	3200	40W	COB
GJCAS-25W-A-IP66	Ø142*152	Ø125	30/60°	2700-5000k	2000	25W	COB
GJCAS-40W-A-IP66	Ø174*174	Ø155	30/60°	2700-5000k	3200	40W	COB

VEET approved Vegas Series LED Downlight

2.5" Downlight

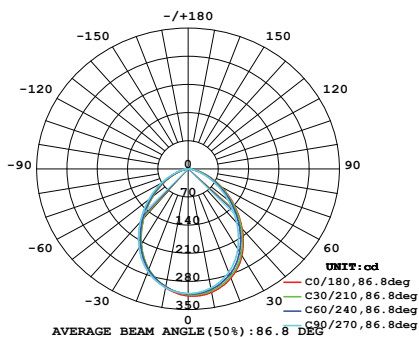
3" Downlight



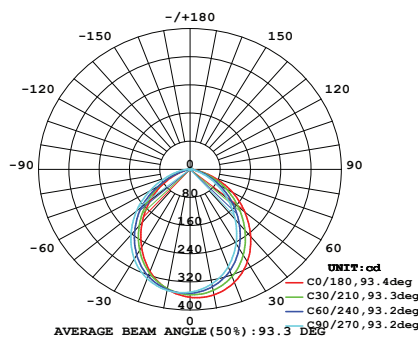
- VEET approved
- Super slim design
- Triac / Dali / 0-10V Dimmer option
- Aluminium body, PMMA diffuser to ensure even light output
- High light output 95lm/W
- High quality LED Chipset SMD 2835
- Compact, high efficiency SAA line driver included

- 90° Beam Angle
- CRI >80
- Available in Multiple Wattage and Sizes
- Housing Color options: White/Silver/Black/Nickel
- IP20 Rated, IP44 option
- 3 Years Warranty

Model: GUVEG-10W



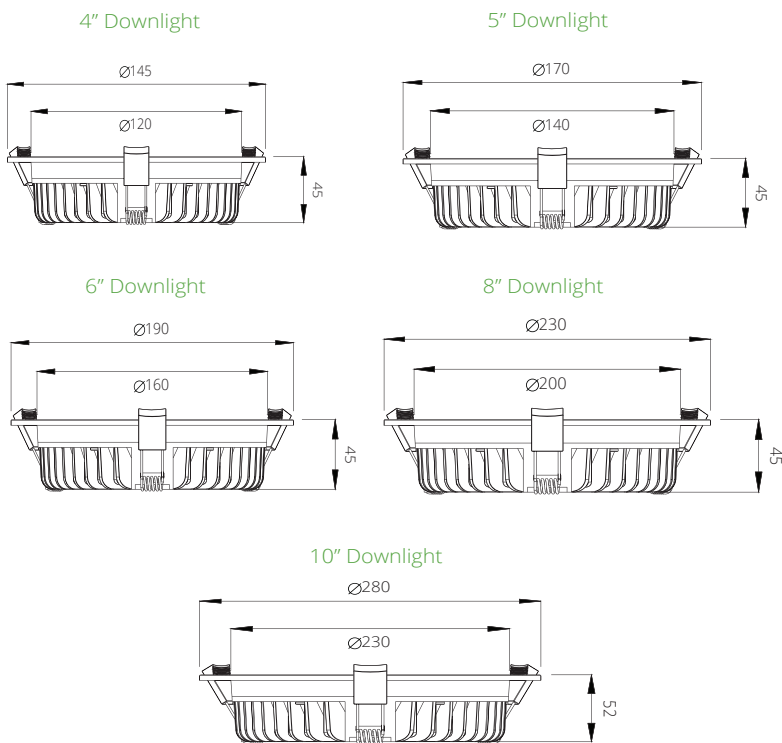
Model: GUVEG-13W



Dimmable LED Driver
10% ~ 100% Dimming Range
No flicker or buzz
Triac dimmer/0-10V/Dali

Model#	CCT	LED Type	Lumen(lm)	Dimension (mm)	Cutout Size (mm)	Dimmable	Voltage(V)
GUVEG-7W 2.5"	3000K 4000K 5000K	2835 SMD	665	80*39	70-75	Triac	AC100-240V
GUVEG-10W 3"			995	110*38	90-100	Triac	
GUVEG-13W 3"			1235	110*38	90-100	Triac	

VEET approved Angel Series LED Downlight

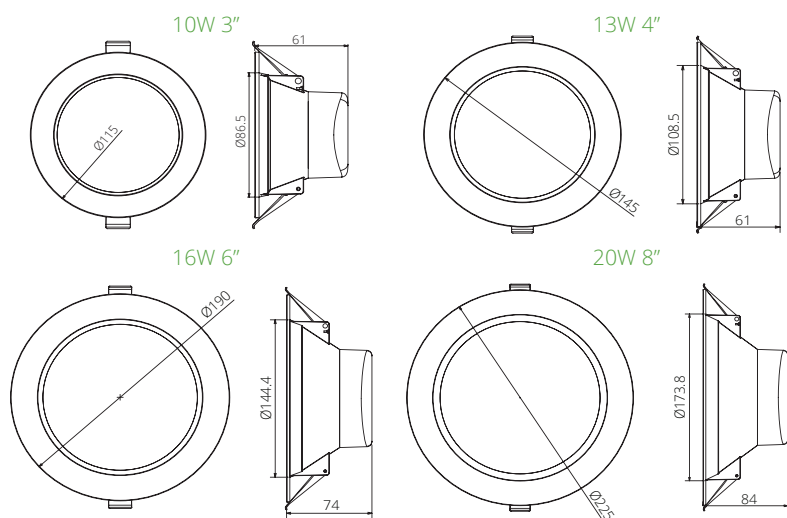


- VEET approved
- Super slim design
- Triac / Dali / 0-10V Dimmer option
- Aluminium body, PMMA diffuser to ensure even light output
- High light output 95lm/W
- High quality LED Chipset SMD 2835
- Compact, high efficiency SAA line driver included

- 90° Beam Angle
- CRI >80
- Available in Multiple Wattage and Sizes
- Housing Color options: White/Silver/Black
- IP20 Rated, IP44 option
- 3 Years Warranty

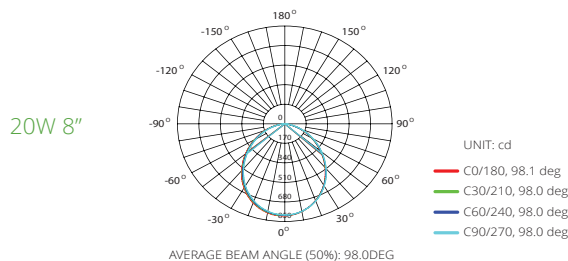
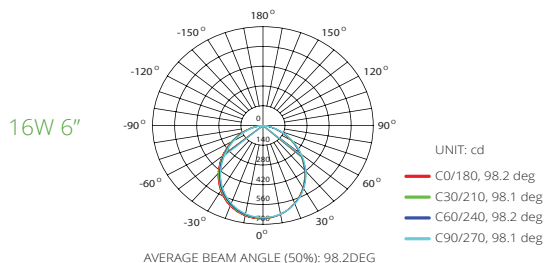
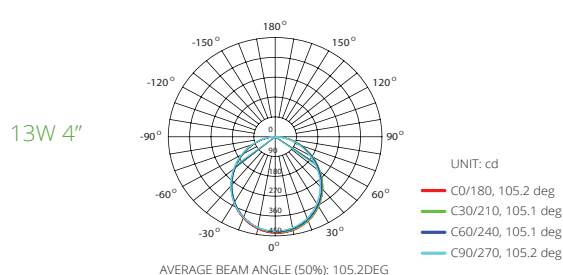
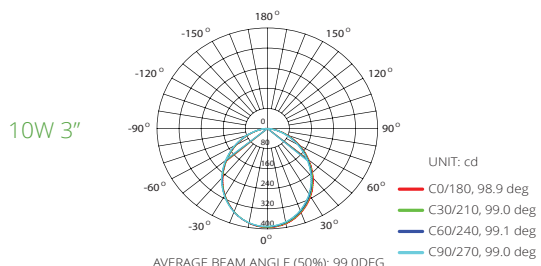
Model#	CCT	LED Type	Lumen(lm)	Dimension (mm)	Cutout Size (mm)	Dimmable (option)	Voltage(V)
GUANG-13W 4"	3000K 4000K 5000K	2835 SMD	1235	145*45	120-130	Triac	AC100-240V
GUANG-18W 4"			1710	145*45	120-130	Triac	
GUANG-13W 5"			1235	170*45	140-150	Triac	
GUANG-18W 5"			1710	170*45	140-150	Triac	
GUANG-15W 6"			1425	190*45	160-170	Triac	
GUANG-18W 6"			1710	190*45	160-170	Triac	
GUANG-18W 8"			1710	230*45	200-210	Triac	
GUANG-25W 8"			2375	230*45	200-210	Triac	
GUANG-35W 10"			3325	280*52	230-260	Triac	
GUANG-45W 10"			4275	280*52	230-260	Triac	

Alta Series LED Downlight




- Low UGR <19
- Triac dimmable system
- Superb dimming effect
- V0-fire rated plastic housing with great heat dissipation
- Plastic Housing with PMMA diffuser to ensure even light output
- Internal driver design + 0.6m AU Plug

- High light output 95lm/W
- High quality 2835 SMD Chipset
- 50° / 60° / 80° Beam Angle
- CRI >80
- IP20 Rated
- 2 Years Warranty



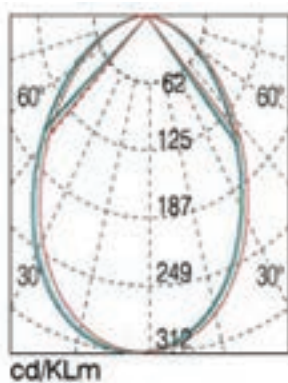
Model#	CCT	LED Type	Lumen(lm)	Dimension (mm)	Cutout Size (mm)	Dimmable	Voltage(V)
GUALT-10W 3"	3000K 4000K 5000K 6000K	2835 SMD	950	Ø115*61	Ø90-100	Triac	AC 100-240V AC 200-240V
GUALT-13W 4"			1235	Ø145*61	Ø120-130	Triac	
GUALT-16W 6"			1520	Ø190*74	Ø160-170	Triac	
GUALT-20W 8"			1900	Ø225*84	Ø200-210	Triac	

Lunar Series LED Downlight



- IP65 Wet area LED Downlight
- Triac Dimmable driver with AU Plug
- High quality Aluminum Alloy housing
- 1090 Aluminum Reflector, polished anodizing & frosted diffuser
- High light output 800~900lm
- High quality LED Chipset Epistar

- Compact, high efficiency SAA line driver included
- 90° Beam Angle
- CRI >80
- Housing Color options: Matte White/Silver/Black
- IP65 Rated
- 3 Years Warranty

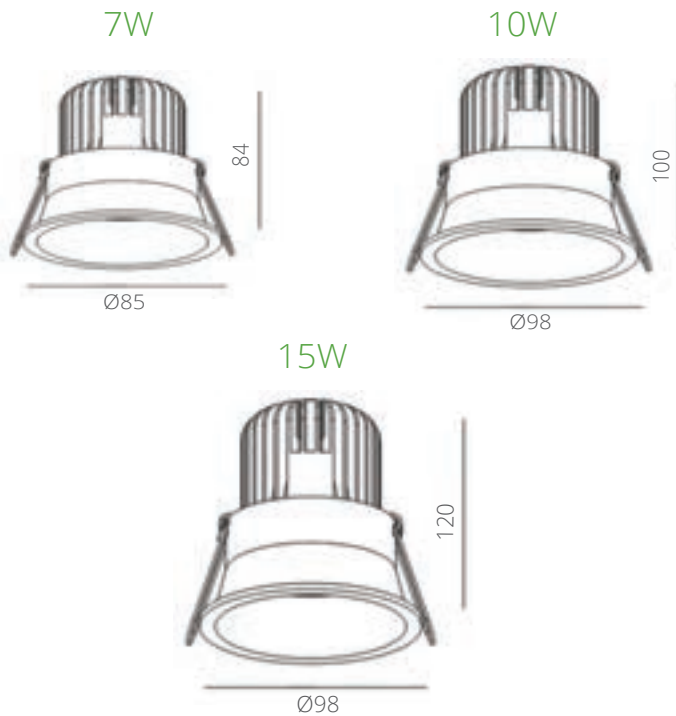


H(m)	E(lx)	D(m)
Beam Angle: 87.9°		
1 m	310.22 lx	1.93 m
2 m	77.56 lx	3.85 m
3 m	34.47 lx	5.78 m
4 m	19.39 lx	7.71 m
5 m	12.41 lx	9.63 m



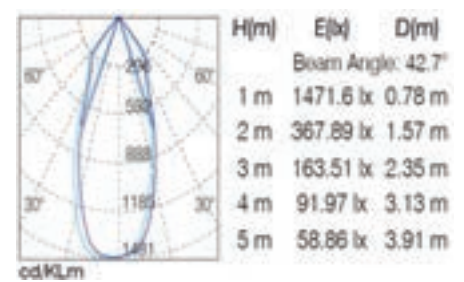
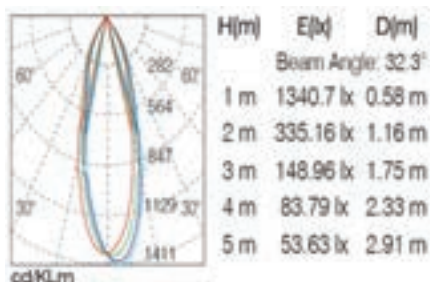
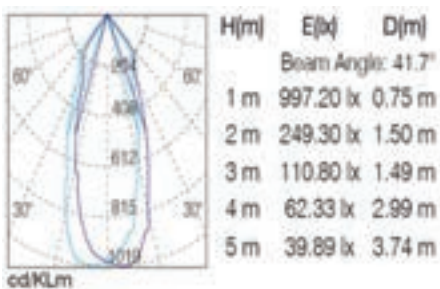
Model#	Dimensions (mm)	Cutout (mm)	Beam Angle	CCT	Lumens	Wattage	LED	Dimmer
GDLUN-10W	Ø106*53	Ø90	90°	3000k	850	10W	Epistar	Triac
GDLUN-10W	Ø106*53	Ø90	90°	4000k	900	10W	Epistar	Triac

Latte Series LED Downlight



- Triac Dimmable driver with AU Plug
- High quality Aluminum Alloy housing & Clear Diffuser
- High light output 95lm/W
- High quality LED Sharp COB Chipset
- Compact, high efficiency SAA line driver included

- 45° Beam Angle
- CRI >90
- Housing Color options: White/Silver/Black
- IP44 Rated
- 3 Years Warranty



Model#	Dimensions (mm)	Cutout (mm)	Beam Angle	CCT	Lumens	Wattage	LED	Dimmer
GDLAT-7W	Ø85*84	Ø80	45°	2700-5000k	665	7W	Sharp COB	Triac
GDLAT-10W	Ø98*100	Ø90	45°	2700-5000k	950	10W	Sharp COB	Triac
GDLAT-15W	Ø98*120	Ø90	45°	2700-5000k	1425	15W	Sharp COB	Triac

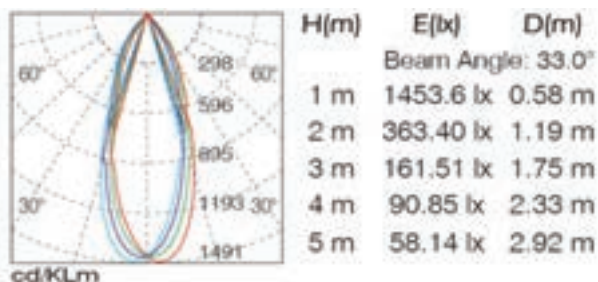
Diamond Series LED Downlight




- Triac Dimmable driver with AU Plug
- High quality Aluminum Alloy housing
- 1090 Aluminum Reflector, polished anodizing & clear diffuser
- High light output 95lm/W
- High quality LED Sharp COB Chipset
- Compact, high efficiency SAA line driver included

- 60° Beam Angle
- CRI >85
- Housing Color options: Matte White, Matte Black, Satin Chrome or Anodised Silver
- IP40 Rated
- 3 Years Warranty

Model: GDDIA-10W



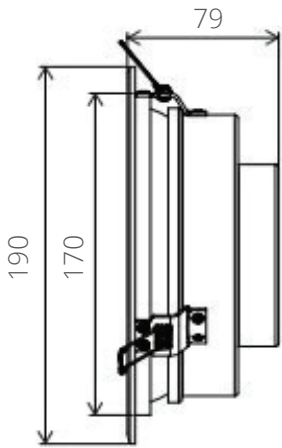
Model: GDDIA-15W



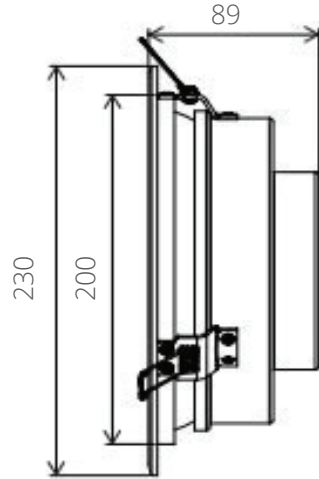
Model#	Dimensions (mm)	Cutout (mm)	Beam Angle	CCT	Lumens	Wattage	LED	Dimmer
GDDIA-7W-R	Ø110*55	Ø90	60°	2700-5000k	665	7W	Sharp COB	Triac
GDDIA-10W-R	Ø110*55	Ø90	60°	2700-5000k	950	10W	Sharp COB	Triac
GDDIA-15W-R	Ø110*55	Ø90	60°	2700-5000k	1425	15W	Sharp COB	Triac
GDDIA-10W-S	102*102*120	Ø90	60°	2700-5000k	950	10W	Sharp COB	Triac
GDDIA-15W-S	102*102*130	Ø90	60°	2700-5000k	1425	15W	Sharp COB	Triac

Enterprise Series LED Downlight

6" Downlight



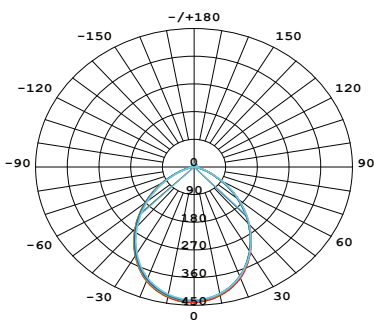
8" Downlight



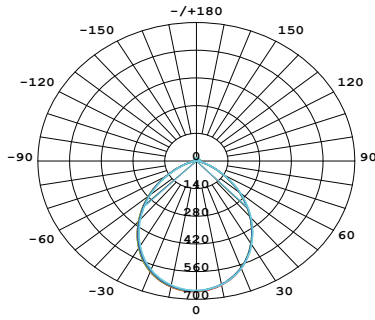
- Triac / Dali / 0-10V Dimmer option
- High quality Aluminum Alloy housing & PMMA diffuser
- High light output 95lm/W
- High quality LED 2835 SMD Chipset
- Compact, high efficiency SAA line driver included

- 120° Beam Angle
- CRI >80
- Housing Color options: White / Silver
- IP20 Rated
- 3 Years Warranty

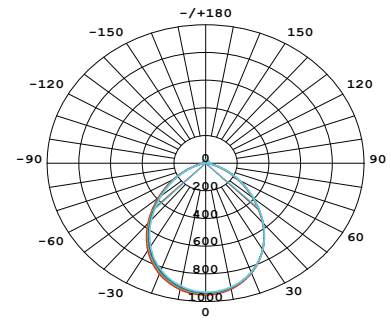
Model: GUENT-15W



Model: GUENT-20W

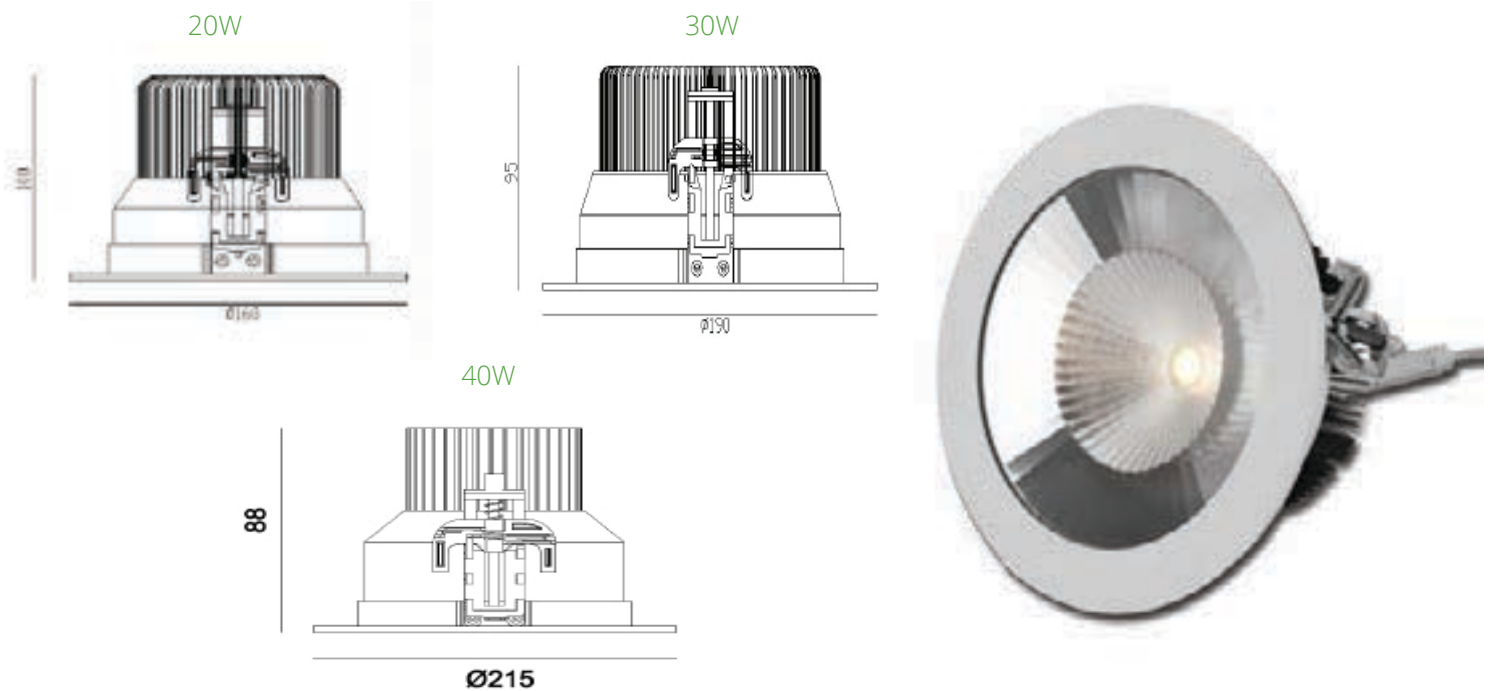


Model: GUENT-28W



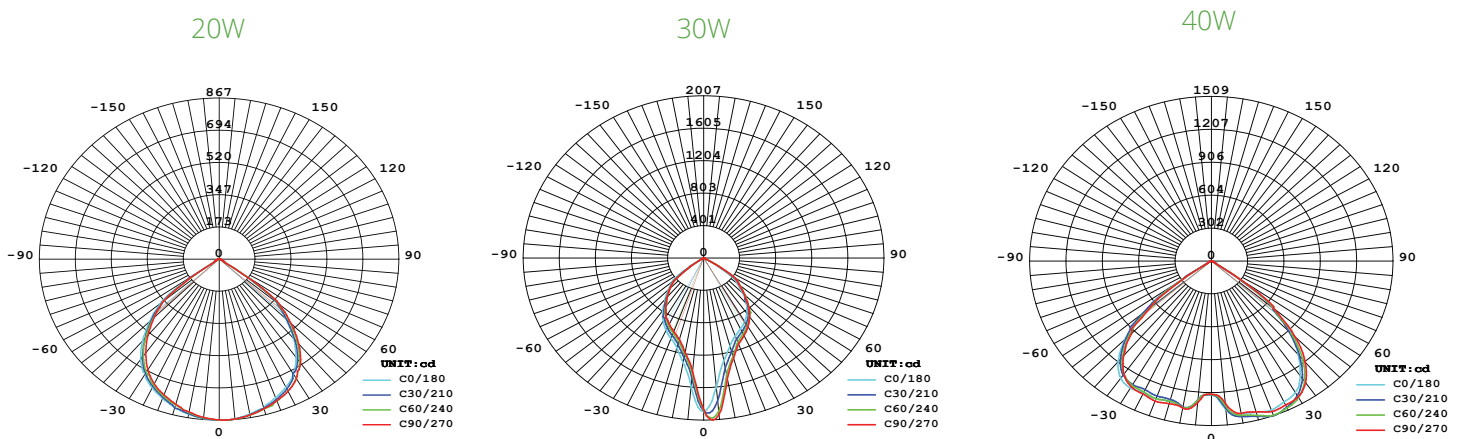
Model#	CCT	LED Type	Lumen(lm)	Dimension (mm)	Cutout Size (mm)	Dimmable (option)	Voltage(V)
GUENT-15W 6"	3000K 4000K 5000K	2835 SMD	1425	190*79	170-180	Triac	AC100-240V
GUENT-20W 6"			1900	190*79	170-180	Triac	
GUENT-15W 8"			1425	230*89	200-210	Triac	
GUENT-20W 8"			1900	230*89	200-210	Triac	
GUENT-28W 8"			2660	230*89	200-210	Triac	

Altitude Series LED Downlight




- Triac / Dali / 0-10V Dimmer option
- High quality Aluminum Alloy housing
- 1090 Aluminum Reflector, polished anodizing & clear diffuser
- High light output 95lm/W
- High quality LED Sharp COB Chipset
- Compact, high efficiency SAA line driver included

- 60° Beam Angle
- CRI >85
- Housing Color options: White / Silver
- IP54 Rated
- 3 Years Warranty



Model#	CCT	LED Type	Lumen(lm)	Dimension (mm)	Cutout Size (mm)	Dimmable (option)	Voltage(V)
GDALT-20W	3000K	Sharp COB	1900	160*100	140	Triac	AC100-240V
GDALT-30W	4000K		2850	190*95	170	Triac	
GDALT-40W	5000K 6000K		3800	215*88	195	Triac	

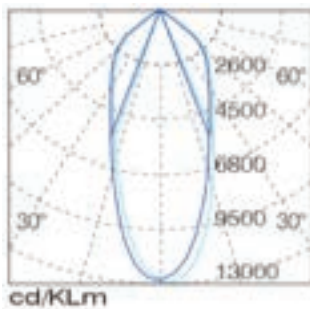
Space Series LED Downlight



- Triac / Dali / 0-10V Dimmer option
- High quality Aluminum Alloy housing
- 1090 Aluminum Reflector, polished anodizing & clear diffuser
- High light output 100lm/W
- High quality LED Sharp COB Chipset
- Compact, high efficiency SAA line driver included

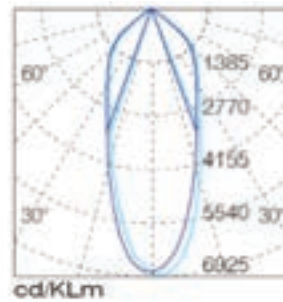
- 60° Beam Angle
- CRI >90
- Housing Color options: White / Black
- IP44 Rated
- 3 Years Warranty

80W 39°



H(m)	E(lx)	D(m)
Beam Angle: 38.6°		
1 m	12305 lx	0.72 m
2 m	3070.1 lx	1.40 m
3 m	1365.3 lx	2.10 m
4 m	769.52 lx	2.80 m
5 m	491.50 lx	3.50 m

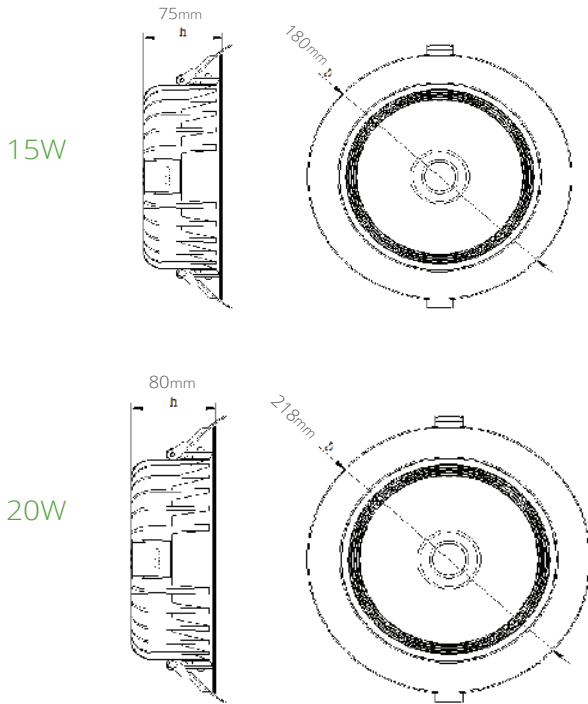
60W 39°



H(m)	E(lx)	D(m)
Beam Angle: 38.6°		
1 m	6850.1 lx	0.70 m
2 m	1712.5 lx	1.40 m
3 m	761.12 lx	2.10 m
4 m	428.13 lx	2.80 m
5 m	274.00 lx	3.50 m

Model#	Dimensions (mm)	Cutout (mm)	Beam Angle	CCT	Lumens	Wattage	LED	Dimmer (option)
GDSPA-54W-Q	Ø230*110	Ø215	60°	3000-5500k	5400	4*13W	Sharp COB	Triac 0-10V
GDSPA-80W-Q	Ø270*162	Ø250	60°	3000-5500k	8000	4*20W	Sharp COB	Dali
GDSPA-39W-T	Ø230*110	Ø215	60°	3000-5500k	3510	3*13W	Sharp COB	Triac 0-10V
GDSPA-60W-T	Ø230*110	Ø215	60°	3000-5500k	5400	3*20W	Sharp COB	Dali

Intelligent Series IR Sensor LED Downlight

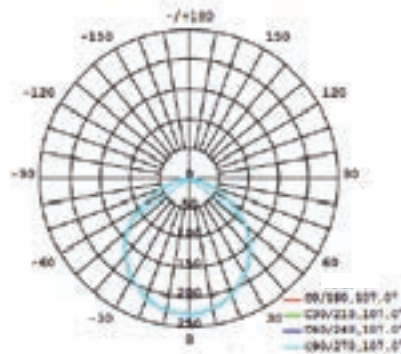


- IR motion sensor
- Standby 10% or On & Off sensor for option
- Intelligent lighting uses 2.4GHz communications to make groups of lights
- High light output 100lm/W
- High quality Epistar 2835 SMD Chipset

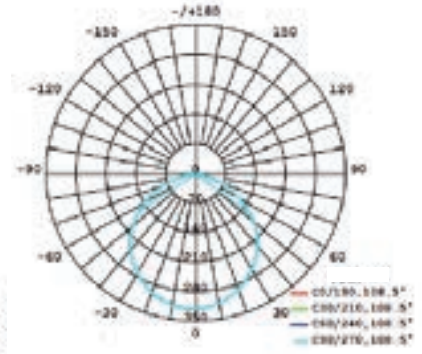
- 120° Beam Angle
- CRI >80
- Aluminum Housing with PC Cover
- White Housing Color
- IP44 Rated
- 3 Years Warranty

IR Sensor

Sensor Range	120°, 0.5 ~ 8M (adjustable)
Sensing Interval	8s ~ 2min max (adjustable)
Sensing interval output	10% ~ 50% light output at standby + On & Off sensor option
Detection Angle	360°
Input Voltage	12V DC
Output Power	5V DC
HF System	2.4GHz
Intercommunication Distance	5m between 2 lights



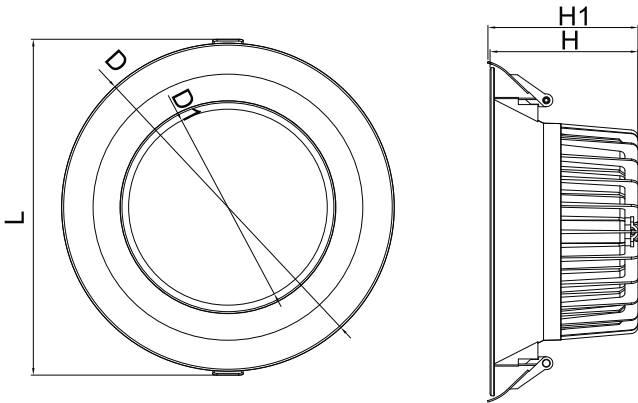
The average beam angle (50%): 107°



The average beam angle (50%): 108.5°

Model#	Dimensions (mm)	Cutout (mm)	Beam Angle	CCT	Lumens	LED	Sensor	Dimming Range
GDINT-15W	Ø180*75	Ø150	120°	3000-6000k	1500	SMD 2835	IR Sensor	10%-100%
GDINT-20W	Ø218*80	Ø190	120°	3000-6000k	2000	SMD 2835	IR Sensor	10%-100%

Corona Series LED Downlight



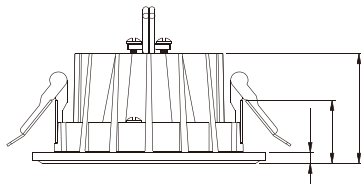
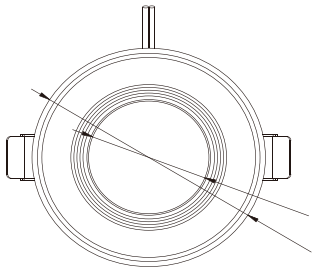
	3inch	4inch	6inch	8inch
D	100mm	118mm	170mm	230mm
D1	50.7mm	57.6mm	104.2mm	137mm
H	49.5mm	60mm	80.5mm	102mm
H1	53mm	62mm	86mm	106mm
L	105mm	123mm	177mm	235mm

- Low UGR <19
- Dimmable and Non-Dimmable option available
- Superb dimming effect
- Die-cast aluminum alloy housing provides excellent thermal dissipation
- Transparent or frosted glass cover for option, anti-glare glass

- High light output 90lm/W
- High quality COB Chipset
- 50° / 60° / 80° Beam Angle
- CRI >80
- IP20 Rated
- 3 Years Warranty

Model#	CCT	LED Type	Lumen(lm)	Dimension (mm)	Cutout Size (mm)	Dimmable (option)	Voltage(V)
GSCOR-9W 3"	3000K 4000K 5000K	COB	690	100*53	80	Triac 0-10V Dali	AC100-240V
GSCOR-12W 3"			1000	100*53	80		
GSCOR-15W 4"			1150	118*62	100		
GSCOR-18W 4"			1700	118*62	100		
GSCOR-18W 6"			1700	170*86	150		
GSCOR-25W 6"			2350	170*86	150		
GSCOR-25W 8"			2350	230*106	200		
GSCOR-30W 8"			2700	230*106	200		
GSCOR-35W 8"			3150	230*106	200		

Alia Series LED Downlight



Dimensions (mm)

3"	Ø110*54
4"	Ø140*67
5"	Ø160*76
6"	Ø190*88
8"	Ø230*110
10"	Ø285*130

Cutout (mm)

3"	Ø95
4"	Ø125
5"	Ø140
6"	Ø170
8"	Ø210
10"	Ø265

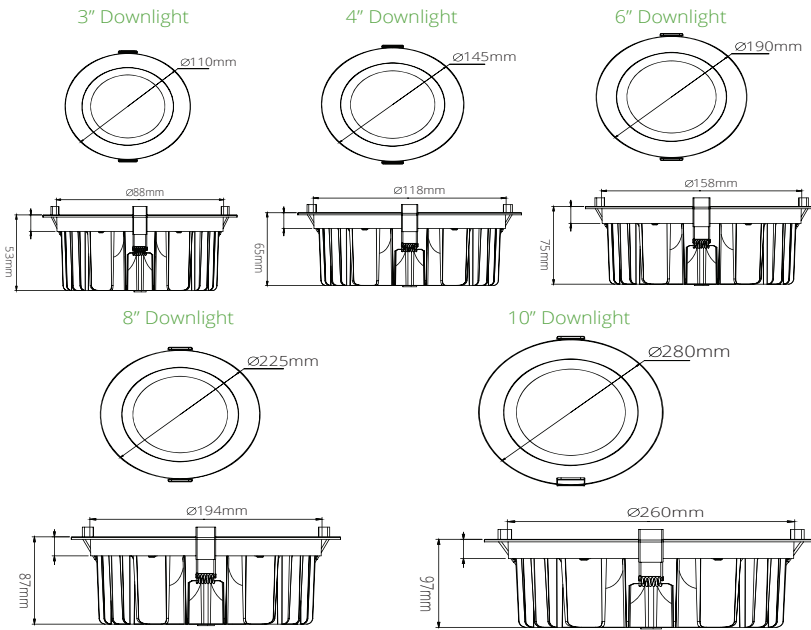
- Low UGR <19
- Triac & DALI dimmable system for option
- Anti-glare design
- Excellent heat dissipation to ensure long life span of LED
- High quality Die-casting Aluminum Alloy Housing with PMMA Diffuser

- High light output 95lm/W
- High quality COB Chipset
- 45° / 55° / 65° Beam Angle
- CRI >80
- IP20 Rated
- 3 Years Warranty

Model#	Dimensions (mm)	Cutout (mm)	Beam Angle	CCT	Lumens	Wattage	LED	Dimmer (option)
GSALI-9W-3"	Ø110*54	Ø95	45°/55°/65°	3000-5000k	855	9W	COB	Triac
GSALI-15W-4"	Ø140*67	Ø125	45°/55°/65°	3000-5000k	1425	15W	COB	Triac
GSALI-20W-5"	Ø160*76	Ø140	45°/55°/65°	3000-5000k	1900	20W	COB	Triac
GSALI-25W-6"	Ø190*88	Ø170	45°/55°/65°	3000-5000k	2375	25W	COB	Triac
GSALI-35W-8"	Ø230*110	Ø210	45°/55°/65°	3000-5000k	3325	35W	COB	Triac
GSALI-45W-10"	Ø285*130	Ø265	45°/55°/65°	3000-5000k	4275	45W	COB	Triac



Sirius Series LED Downlight



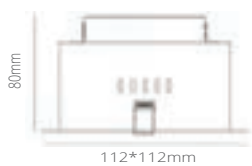
- Dimmable and Non-Dimmable option available
- Superb dimming effect
- Aluminum profile provides excellent thermal dissipation
- Short heatsink designed for any ceiling installations
- High light output 78lm/W
- High quality COB Chipset

- Aluminum Housing Material
- 60° Beam Angle
- CRI >80
- IP20 Rated, IP44 option
- 3 Years Warranty

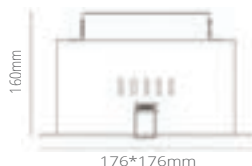
Model#	CCT	LED Type	Lumen(lm)	Dimension (mm)	Cutout Size (mm)	Dimmable (option)	Voltage(V)
GUSIR-10W 3"	3000K 4000K 5000K 5700K	COB	780	110*53	90-100	Triac 0-10V Dali	AC100-240V
GUSIR-13W 3"			930	110*53	90-100		
GUSIR-18W 4"			1390	145*65	120-130		
GUSIR-25W 4"			1870	145*65	120-130		
GUSIR-18W 6"			1390	190*75	160-170		
GUSIR-25W 6"			1870	190*75	160-170		
GUSIR-35W 6"			2730	190*75	160-170		
GUSIR-40W 6"			3300	190*75	160-170		
GUSIR-18W 8"			1400	225*87	200-210		
GUSIR-25W 8"			1880	225*87	200-210		
GUSIR-35W 8"			2750	225*87	200-210		
GUSIR-50W 10"			3900	280*97	260-270		
GUSIR-60W 10"			4680	280*97	260-270		

Jupiter Series 01 LED Downlight

Single



112*112mm



176*176mm

Twin

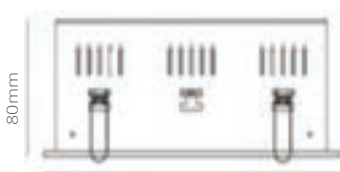


200*112mm



320*176mm

Trio



280*112mm



458*176mm




- Triac Dimmable System
- Replaces traditional recessed lights
- High quality housing made of pure aluminium
- PC Frosted or Clear Diffuser
- High light output
- High quality Sharp COB Chipset

- 45° & 70° Beam Angle
- CRI >90
- Housing Color options: White/Black/Silver
- IP20 Rated
- 3 Years Warranty

Model#	Dimensions (mm)	Cutout (mm)	Beam Angle	CCT	Lumens	Wattage	LED	Dimmer
GDJUP-7W	112*112*80	97 * 97	45° & 70°	3000-6000k	480	7W	Sharp COB	Triac
GDJUP-10W	112*112*80	97 * 97	45° & 70°	3000-6000k	680	10W	Sharp COB	Triac
GDJUP-10W	176*176*160	162 * 162	45° & 70°	3000-6000k	680	10W	Sharp COB	Triac
GDJUP-15W	176*176*160	162 * 162	45° & 70°	3000-6000k	1020	15W	Sharp COB	Triac
GDJTW-14W	200*112*80	187 * 97	45° & 70°	3000-6000k	960	2*7W	Sharp COB	Triac
GDJTW-20W	200*112*80	187 * 97	45° & 70°	3000-6000k	1360	2*10W	Sharp COB	Triac
GDJTW-20W	320*176*160	300 * 162	45° & 70°	3000-6000k	1360	2*10W	Sharp COB	Triac
GDJTW-30W	320*176*160	300 * 162	45° & 70°	3000-6000k	2050	2*15W	Sharp COB	Triac
GDJTR-21W	280*112*80	267 * 97	45° & 70°	3000-6000k	1430	3*7W	Sharp COB	Triac
GDJTR-30W	280*112*80	267 * 97	45° & 70°	3000-6000k	2050	3*10W	Sharp COB	Triac
GDJTR-30W	458*176*160	440 * 162	45° & 70°	3000-6000k	2050	3*10W	Sharp COB	Triac
GDJTR-45W	458*176*160	440 * 162	45° & 70°	3000-6000k	3070	3*15W	Sharp COB	Triac

Jupiter Series **02** LED Downlight




- Triac/0-10V/Dali Dimmable System (option)
- Replaces traditional recessed lights
- High quality housing made of pure aluminium
- PC Frosted or Clear Diffuser
- High light output
- High quality Citizen or Sharp COB Chipset (option)

- 45° & 70° Beam Angle
- CRI >85
- Housing Color options: White/Black/Silver
- IP40 Rated
- 3 Years Warranty

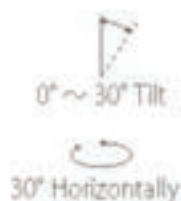
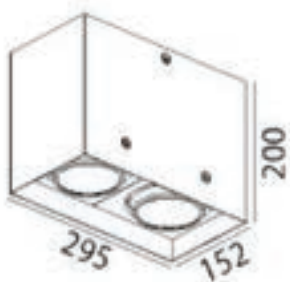
Model#	Dimensions (mm)	Cutout (mm)	Beam Angle	CCT	Lumens	Wattage	LED	Dimmer (option)
GDJUP-9W-02	112*112*53	97*97	45° ~ 70°	3000-6000k	650	9W	COB	Triac
GDJUP-12W-02	112*112*53	97*97	45° ~ 70°	3000-6000k	850	12W	COB	Triac
GDJUP-16W-02	112*112*53	97*97	45° ~ 70°	3000-6000k	1150	16W	COB	Triac
GDJTW-14W-02	200*112*69	187*97	45° ~ 70°	3000-6000k	1150	2*7W	COB	Triac
GDJTW-24W-02	200*112*69	187*97	45° ~ 70°	3000-6000k	1750	2*12W	COB	Triac
GDJTW-32W-02	200*112*69	187*97	45° ~ 70°	3000-6000k	2260	2*16W	COB	Triac
GDJTR-21W-02	280*112*53	267*97	45° ~ 70°	3000-6000k	1700	3*7W	COB	Triac
GDJTR-36W-02	280*112*53	267*97	45° ~ 70°	3000-6000k	2300	3*12W	COB	Triac
GDJTR-48W-02	280*112*53	267*97	45° ~ 70°	3000-6000k	3350	3*16W	COB	Triac

Jupiter Series Surface Mounted LED Downlight

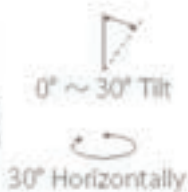
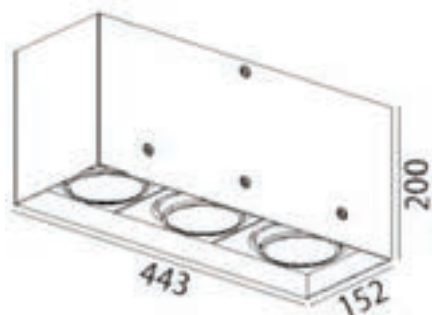
Single



Twin



Trio



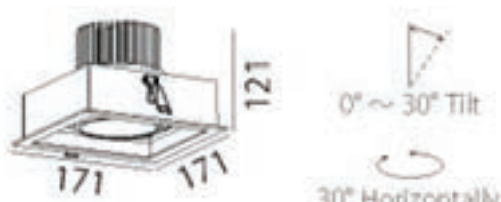
- Surface mounted installation
- High quality die-coated aluminum housing with clear diffuser
- High lumen output 95lm/W
- High quality Sharp COB Chipset
- High quality Class II SAA Eaglerise Driver

- 38° ~ 55° Adjustable Beam Angle
- CRI >90
- Housing Color options: White/Black
- IP20 Rated
- 3 Years Warranty

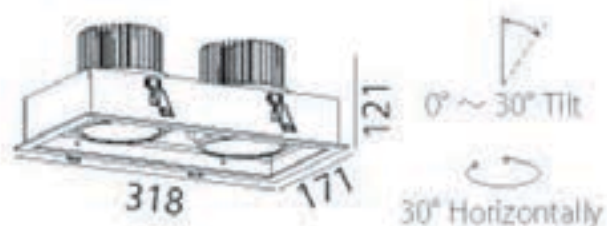
Model#	Dimensions (mm)	Current	Beam Angle	CCT	Lumens	Wattage	LED	Input Voltage
GJJUP-25W-S	149*152*200	700mA	38° ~ 55°	3000-6000k	2375	25W	Sharp COB	100-240V
GJJTW-50W-S	295*152*200	700mA	38° ~ 55°	3000-6000k	4750	2*25W	Sharp COB	100-240V
GJJTR-75W-S	443*152*200	700mA	38° ~ 55°	3000-6000k	7125	3*25W	Sharp COB	100-240V

Jupiter Series Tilting Recessed LED Downlight

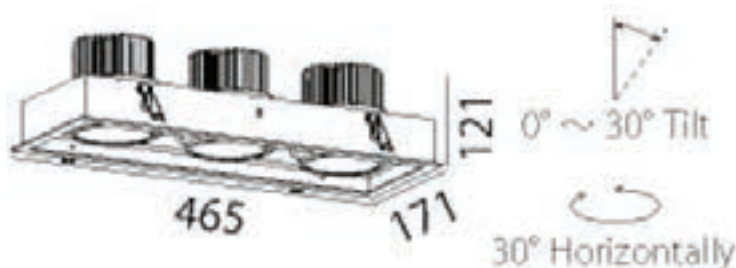
Single



Twin



Trio




- Replaces traditional recessed lights
- High quality die-coated aluminum housing with clear diffuser
- High lumen output 95lm/W
- High quality Sharp COB Chipset
- High quality Class II SAA Eaglerise Driver

- 38° ~ 55° Adjustable Beam Angle
- CRI >90
- Housing Color options: White/Black
- IP20 Rated
- 3 Years Warranty


Model#	Dimensions (mm)	Cutout (mm)	Beam Angle	CCT	Lumens	Wattage	LED	Input Voltage
GJJUP-25W	171*171*121	159*159	38° & 55°	3000-6000k	2375	25W	Sharp COB	100-240V
GJJTW-50W	318*171*121	306*159	38° & 55°	3000-6000k	4750	2*25W	Sharp COB	100-240V
GJJTR-75W	465*171*121	454*159	38° & 55°	3000-6000k	7125	3*25W	Sharp COB	100-240V

Rubix Series 01 LED Recessed Downlight



8W



18W

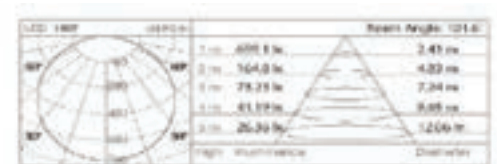


28W



- Designed to replace standard square recessed halogen fixtures
- High lumen output 95lm/W
- High quality Seoul SMD Chipset
- High quality Class II SAA Driver
- Triac dimmer system for option

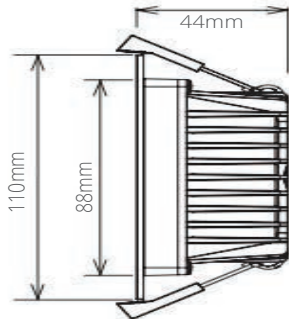
- 102° Beam Angle
- CRI >90
- High quality Die Cast Aluminium Base and body
- High quality Diffused Lens for even light distribution
- Housing Color options: White
- IP20 Rated, IP44 for option
- 3 Years Warranty



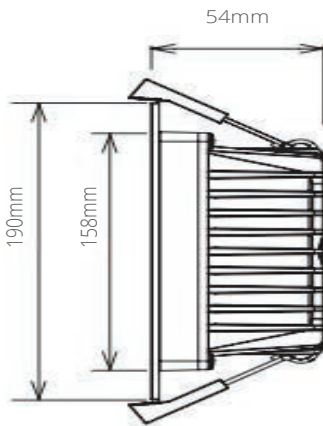
Model#	Dimensions (mm)	Cutout (mm)	Beam Angle	CCT	Lumens	Wattage	LED	Dimmer (option)
GURUB-8W	140*140*58	Ø125*125	102°	3000-6000k	760	8W	Seoul SMD	Triac
GURUB-18W	180*180*68	Ø160*160	102°	3000-6000k	1710	18W	Seoul SMD	Triac
GURUB-28W	220*220*68	Ø195*195	102°	3000-6000k	2660	28W	Seoul SMD	Triac

Rubix Series 02 LED Recessed Downlight

13W



25W

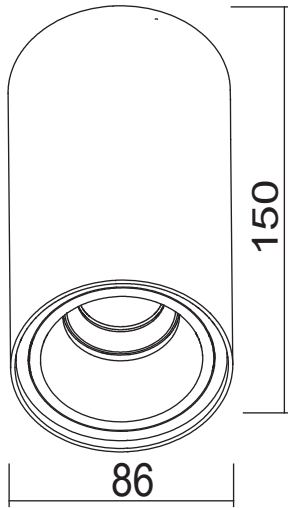


- Designed to replace standard square recessed halogen fixtures
- High lumen output
- High quality SMD Chipset
- High quality Class II SAA Driver
- Triac dimmer system for option

- 102° Beam Angle
- CRI >90
- High quality Die Cast Aluminium Base and body
- High quality Diffused Lens for even light distribution
- Housing Color options: White/Sliver
- IP20 Rated, IP44 for option
- 3 Years Warranty

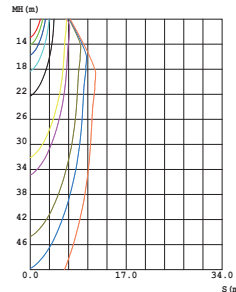
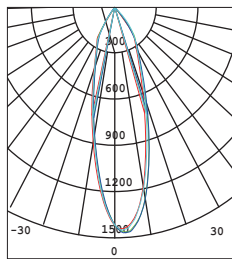
Model#	Dimensions (mm)	Cutout (mm)	Beam Angle	CCT	Lumens	Wattage	LED	Dimmer
GURUB-13W	110*110*44	Ø90*90	90°	3000-6000k	925	13W	SMD	Triac
GURUB-25W	190*190*54	Ø160*160	90°	3000-6000k	1880	25W	SMD	Triac

Cusp Series LED Surface Mounted Downlight



- High quality Aluminium Alloy Base with Powder Coating provides excellent heat dissipation
- High lumen output
- High quality COB Chipset
- High quality Class II SAA Driver
- Triac dimmer system for option

- 31° Beam Angle
- CRI >80
- Housing Color options: White/Grey/Black
- IP20 Rated
- 3 Years Warranty



Model#	Dimensions (mm)	IP Rating	Beam Angle	CCT	Lumens	Wattage	LED	Dimmer (option)
GKCUS-7.5W	Ø86*150	IP20	31°	3000k	610	7.5W	COB	Triac
GKCUS-7.5W	Ø86*150	IP20	31°	4000k	610	7.5W	COB	Triac
GKCUS-7.5W	Ø86*150	IP20	31°	5000k	610	7.5W	COB	Triac



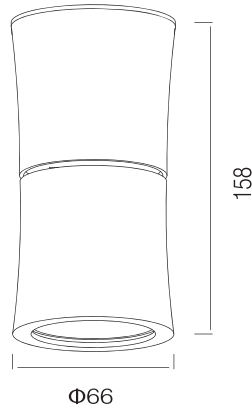
greenlux
cost reduction LED lighting

Cusp Series **Adjustable** Surface Mounted LED Downlight

GKCUS-A

Housing Colour:

- Matte White
- Matte Grey
- Matte Black



Specifications

Installation Surface Mounted

Power Consumption 7W

Lumens 580lm

Colour Range 3000-4000k

Input Voltage 100V/240V AC

Beam angle 38° & 50°

CRI >80

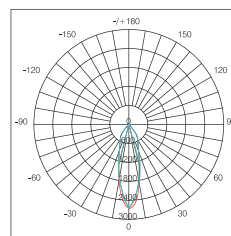
PF >0.95

Chipset COB

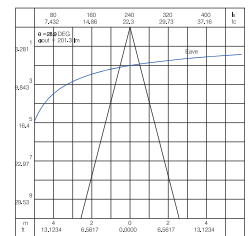
Dimmable Optional

Housing Material Aluminum Die-Casting

Warranty 3 Years



7W-3000K-30°



Photometric files for other CCT & beam are available

RCM

SAA

IES

TUV

CE

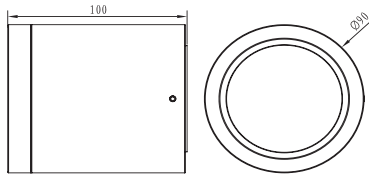
RoHS

LM80

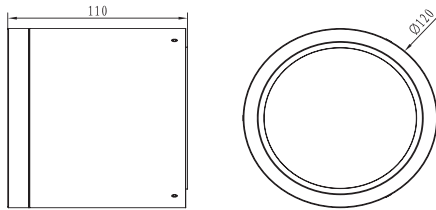
IP20

Crest Series Surface Mounted LED Downlight

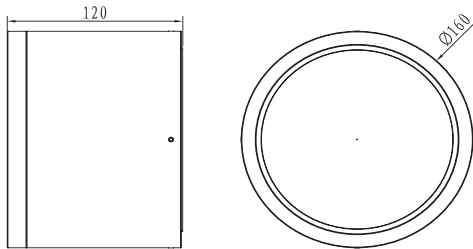
10W / 15W



25W

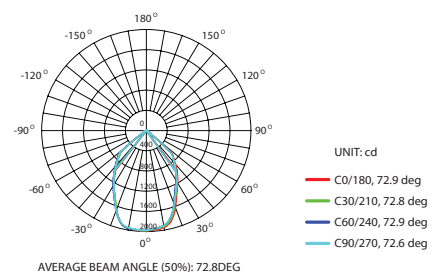
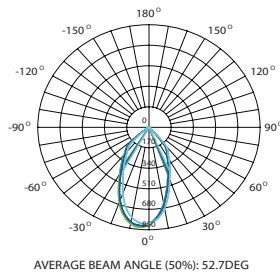
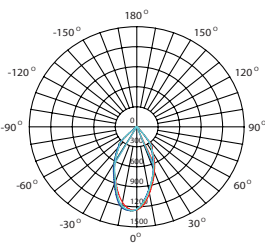


35W



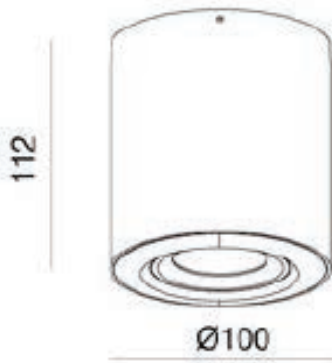
- High quality Aluminium Base and body provides excellent heat dissipation
- High lumen output
- High quality COB Chipset
- High quality Class II SAA Driver
- Triac dimmer system for option

- 60° Beam Angle
- CRI >80
- Housing Color options: White/Black
- IP54 Rated
- 3 Years Warranty



Model#	Dimensions (mm)	IP Rating	Beam Angle	CCT	Lumens	Wattage	LED	Dimmer (option)
GUCRE-10W	Ø90*100	IP54	60°	3000-6000k	810	10W	COB	Triac
GUCRE-15W	Ø90*100	IP54	60°	3000-6000k	1125	15W	COB	Triac
GUCRE-25W	Ø120*110	IP54	60°	3000-6000k	2200	25W	COB	Triac
GUCRE-35W	Ø160*120	IP54	60°	3000-6000k	2900	35W	COB	Triac

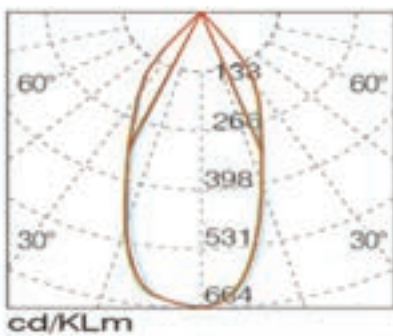
Crest Series **Gimble** Surface Mounted LED Downlight



- High quality Aluminium Base and body provides excellent heat dissipation
- High lumen output
- High quality Sharp COB Chipset
- High quality Class II SAA Driver
- Triac dimmer system for option

- Gimble Adjustable Angle
- 26° / 36° / 50° Beam Angle
- CRI >85
- Housing Color options: White/Black
- IP40 Rated
- 3 Years Warranty

5W



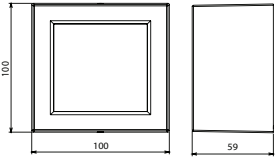
H(m)	E(lx)	D(m)
Beam Angle: 40.3°		
1 m	661.76 lx	0.73 m
2 m	165.44 lx	1.46 m
3 m	73.53 lx	2.19 m
4 m	41.36 lx	2.93 m
5 m	26.47 lx	3.66 m



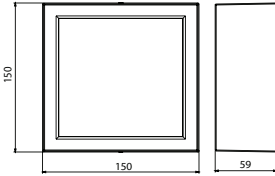
Model#	Dimensions (mm)	IP Rating	Beam Angle	CCT	Lumens	Wattage	LED	Dimmer (option)
GUCRE-5W-G	Ø100*112	IP40	26°/36°/50°	3000-6000k	400	5W	COB	Triac
GUCRE-7W-G	Ø100*112	IP40	26°/36°/50°	3000-6000k	560	7W	COB	Triac

Honour Series Surface Mounted LED Downlight

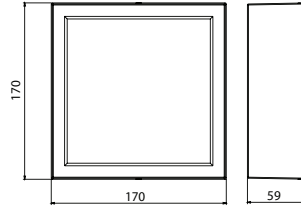
Square 8W



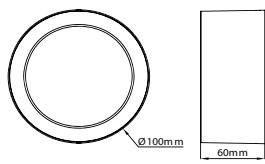
Square 15W



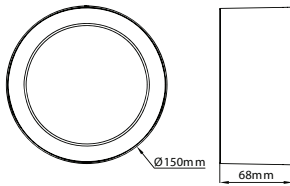
Square 18W



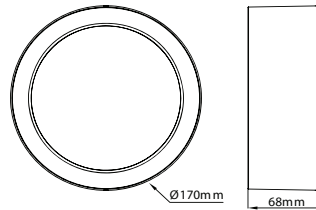
Round 8W



Round 12W/15W



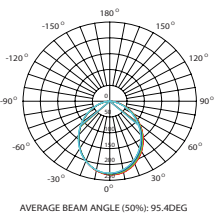
Round 18W



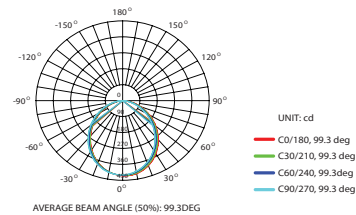
- High quality Aluminum Alloy Body with PC Cover
- High quality PMMA diffuser with even light output
- High lumen output
- High quality SMD Chipset
- High quality Class II SAA Driver
- Triac dimmer system for option

- 90° Beam Angle
- CRI >80
- Housing Color options: White
- IP54 Rated waterproof structural design for wet environment
- 3 Years Warranty

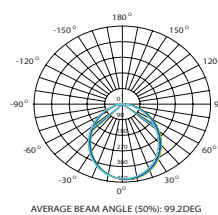
8W



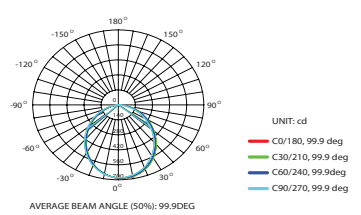
12W



15W



18W



Model#	Dimensions (mm)	Shape	Beam Angle	CCT	Lumens	Wattage	LED	Dimmer (option)
GUHON-8W-S	100*100*59	Square	90°	3000-6000k	696	8W	SMD	Triac
GUHON-15W-S	150*150*59	Square	90°	3000-6000k	1365	15W	SMD	Triac
GUHON-18W-S	170*170*59	Square	90°	3000-6000k	1692	18W	SMD	Triac
GUHON-8W-R	Ø100*60	Round	90°	3000-6000k	744	8W	SMD	Triac
GUHON-12W-R	Ø150*68	Round	90°	3000-6000k	1140	12W	SMD	Triac
GUHON-15W-R	Ø150*68	Round	90°	3000-6000k	1380	15W	SMD	Triac
GUHON-18W-R	Ø170*68	Round	90°	3000-6000k	1782	18W	SMD	Triac

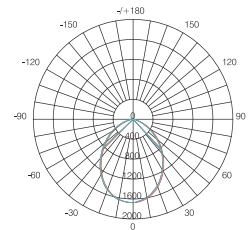
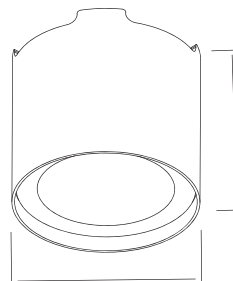


greenlux
cost reduction LED lighting

Glow Series LED Surface Mounted Downlight

GKGLO-7W
GKGLO-11W
GKGLO-22W
GKGLO-45W

- No UV or IR rays. No mercury
- Surface Mounted ceiling light, 80° beam angle
- High lumen output
- High quality aluminium die-casting body
- High quality SMD chipset
- IP20 Rated
- 3 Years Warranty
- Applications include ceilings, walkways, hotels, restaurants, museums, shops & offices



Specifications

Colour Range	3000-6000k
Power Consumption	7W ~ 45W
Luminous Flux	595/935/1870/3825lm
Input Voltage	100-240V AC 50/60Hz
Beam angle	80°
CRI	>80
Power Factor	>0.95
IP Rating	IP20
Chipset	SMD
Driver	Class II SAA

Dimensions & Materials

Product Dimension (mm)	7W	Ø95*94
	11W	Ø124*108
	22W	Ø140*118
	45W	Ø205*132
Housing Material	Aluminum Die-casting	
Housing Colour	Matte White Matte Grey Matte Black	



LED Down Light Catalogue

GREENLUX

YOUR COST REDUCTION PARTNER

GREENLUX LED LIGHTING has been delivering quality lighting outcomes successfully to commercial sites nationally for the past 9 years. The parent company Innovative Digital Displays Pty Ltd has been trading for over 28 years. We have substantial experience in the manufacture and development of quality commercial LED lighting products. We have our own manufacturing facilities which mean we can deliver high quality product at extremely competitive pricing.



CONTACT US

www.greenlux.com.au
sales@greenlux.com.au
info@greenlux.com.au

MELBOURNE

9/331 Ingles Street, Port Melbourne
VIC 3207 Australia
T 1300 650 625 or +61 3 9646 8331

SYDNEY

Unit 1, 6-8 George Place Artarmon
NSW 2064 Australia
T 1300 650 625

QUEENSLAND

Unit 1, 16 Millaroo Dr Helensvale
Qld, 4212 Australia
T 1300 650 625