

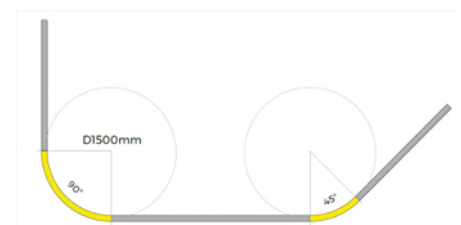
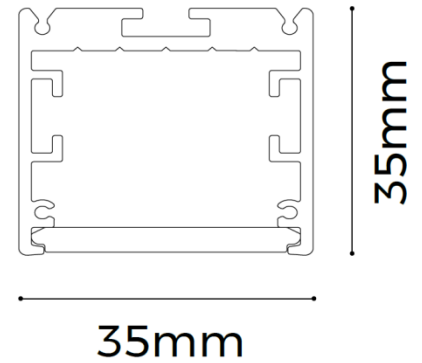
Chain GAS35 D1500

LED Curve & Round Linear Downward Light



Features

- Ever-changing shapes generated by means of super free application and connections of lines and arcs
- Flexible diffuser making it easy for installation without connections for over length application and light leakage
- AL6063 aluminum profile with high-quality surface treatment and three optional colors of black, white and silver
- Specially designed light source with diffusers producing homogeneous and soft lighting
- Various installation ways: pendant, recessed and surface mounted



Details



Standard Configuration

① Profile:

Installation :Pendant/Recessed/Surface mounted

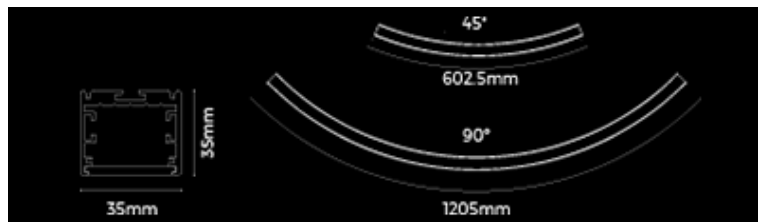
Material : AL6063-T5

Applications: Indoors

Profile weight : 0.49kg/ D1500mm, 45°

Size : 602.5x35x35mm, 45° x 8, D1500mm
1205x35x35mm, 90° x 4, D1500mm

Surface processing: Anodizing



③ End cap

35*35*1.5mm

AL6061











⑤ Screw set

M3.5*40mm

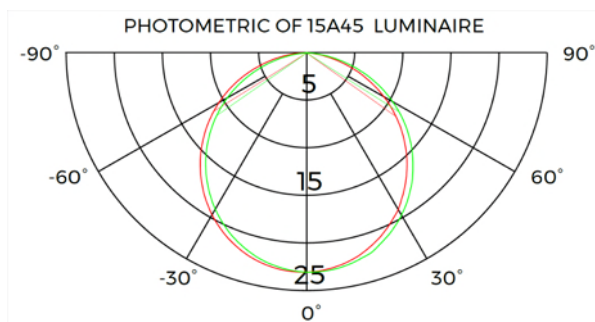
Carbon steel

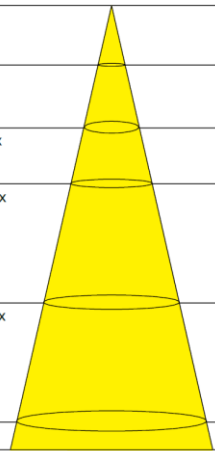
Optional Accessories

	Pendant cable with junction box	Steel cable D1.5*2000/4000mm	Junction box L80*W80*H30mm
	Pendant cable without junction box	Steel cable D1.5*2000/4000mm	
	Power supply	ESD-V24-100S	390*38*28.5mm
	④ Rigid modular GCDY8140-24V-20mm-15A45	DC24V 19.2W/m	width 20mm Min. cutting unit 50mm
	Extender arc	L55*W10*H2mm	SPCC
	Positive arc	L55*W10*H2mm	SPCC
	Reverse arc	L55*W10*H2mm	SPCC
	Diffuser	L20000mm	Diffuser

Optical Parameter

Rigid LED Strip Modular & Frosted Diffuser



			
1m	51.52,181.6lx		298.41cm
2m	12.88,45.41lx		596.83cm
3m	5.725,20.18lx		895.24cm
5m	2.061,7.265lx		1492.07cm
7m	1.052,3.707lx		2088.90cm
Height	Eavg,Emax	Angle:112.34deg	Diameter