

Chain GLS50 Series




- AL6063-T5 aluminum profile with high-quality surface treatment and three optional colors of black, white and silver
- LM80 certified light source, life >50000H
- Built-in efficient and safe flicker-free dimming power supply
- Modular design, customizable expansion
- Support 0~10V, Bluetooth dimming

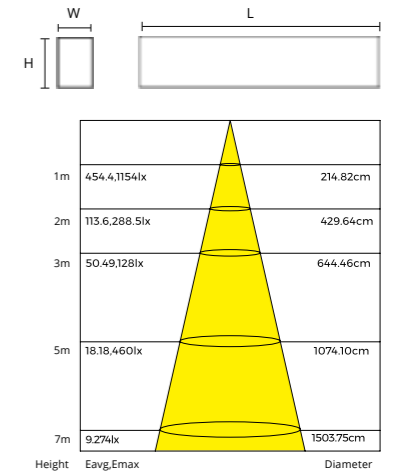


GLS50DD

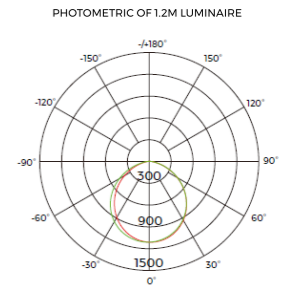
GLS50 as professional luminaire, integrates with beautiful structure design, creative optical & thermal design, new material and intelligent control, can widely used for indoor general lighting.



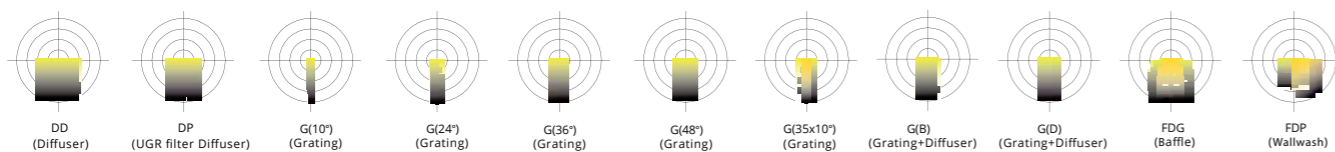
Luminaire Parameters			
Size	L1210*W54*H75mm	L1810*W54*H75mm	L2410*W54*H75mm
Cover	Diffuser	Diffuser	Diffuser
Cover material	PC	PC	PC
Lumens	3000lm	4200lm	6000lm
Typ.power	26W	38W	56W
CCT	3000/4000K	3000/4000K	3000/4000K
CRI	>80	>80	>80
Beam angle	97°	97°	97°
Input voltage	100-277V AC 50/60Hz	100-277V AC 50/60Hz	100-277V AC 50/60Hz
Power factor	>0.9	>0.9	>0.9
Power Supply	Built-in Isolation	Built-in Isolation	Built-in Isolation
Dimming	0-10V / Bluetooth mesh		
Color	Sliver / White / Black		
Installation	Pendant / Surface Mounted		
Warranty	5 Years		
Certification	UL		



* Available to customize CRI 90



Multiple light distributions, select freely, flexible application.



Model

Category	Series	Section Size	Diffuser Shape	Diffuser Nature	Carrier Style	Profile Color	End Cap Style	Length	Light Source Type	Type Power of Luminaire	CCT	CRI	Power Type	
General Lighting System	Linear - GLS	50	Dual Color D	Diffuser D	Flat F	Silver S	Standard End Cap S	1200mm	Constant Current Rigid T	26W 26	3000K WW	>80 8	0-10V B	
						White W		1800mm		38W 38				4000K NW
						Black B		2400mm		56W 56				