



greenlux
cost reduction LED lighting

Latte Series **Square** LED Downlight

Available in Multiple Wattage
80% lumen maintenance at 50,000 hours



Fixed



Gimbal

- Architectural Design
- Anti-glare, High CRI 90
- Fixed angle & Gimbal options
- Gimbal 0° ~ 30° tilting
- Triac / 0-10V / Dali Dimmable options
- High quality Citizen COB chipset
- High light output
- High quality Aluminum housing
- Applications include shopping centres, walkways, hotels, restaurants, galleries, display cases & household

Specifications

Colour Range	2700-5000k
Lumen Efficiency	90lm/W
Power Consumption	12W
Input Voltage	100V/240V AC
Output Voltage	36V
Current	260mA

Beam angle	20° / 36° / 55°
CRI	>90
Power Factor	>0.95
Chipset	Citizen COB
Driver	Class II
Dimmable	Triac / 0-10V / Dali (options)

Dimensions & Materials

Product Dimensions (mm)	90 * 90 * 84	Cutout 80*80
Housing Material	Aluminum Alloy + Clear Diffuser	
Housing Colour	White/Silver/Chrome/Black	



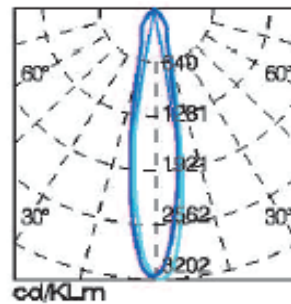
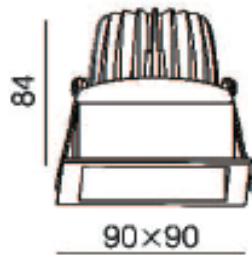


greenlux
cost reduction LED lighting

Latte Series **Square** LED Downlight

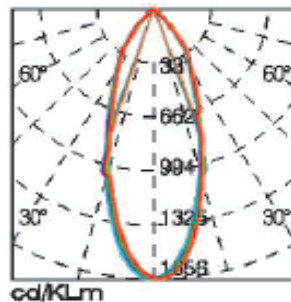
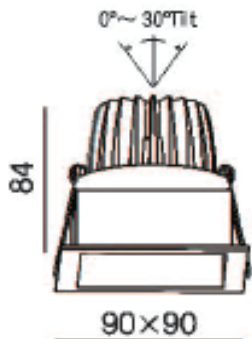
Dimensions & Photometrics

Fixed

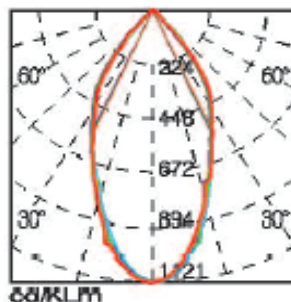


H(m)	E(lx)	D(m)
Beam Angle: 19°		
1 m	2255	0.33
2 m	564	0.67
3 m	251	1.00
4 m	141	1.34
5 m	90	1.67

Gimbal



H(m)	E(lx)	D(m)
Beam Angle: 38°		
1 m	1654	0.69
2 m	414	1.39
3 m	184	2.08
4 m	103	2.78
5 m	66	3.47



H(m)	E(lx)	D(m)
Beam Angle: 50°		
1 m	1119	0.93
2 m	280	1.85
3 m	124	2.78
4 m	70	3.71
5 m	45	4.63

Model#	Dimensions (mm)	Cutout (mm)	Beam Angle	CCT	Lumens	Wattage	LED	Dimmer (options)
GDLAT-12W-SF	90*90*84	80*80	24°/36°/55°	2700-5000k	950	12W	COB	Triac
GDLAT-12W-SG	90*90*84	80*80						0-10V Dali